

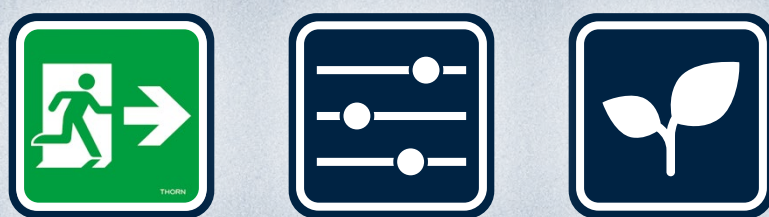
SECURITY OFFICE +

OUTDOOR PARKING +

PARKING AREAS +

PAYPOINTS & ACCESS SPACES +

BUILDING SURROUNDS & PATHWAYS +





BUILDING SURROUNDS & PATHWAYS

EFFICIENT LIGHTING FOR COMFORT AND SAFETY

ILLUMINATION - Whether your trip from the car park ends up at street level, in a shopping centre, supermarket, a place of work or a place of travel – it's essential that the lighting levels around the building support any and all pedestrian journeys.

With technology like Variable Light Distribution (VLD), you're able to balance the needs of pedestrians with the needs of moving traffic and your sustainability aspirations utilising one light fixture. With VLD you can control the colour temperature and light levels independently for moving traffic and pedestrian needs.



PIAZZA



ISARO PRO



LEDFIT



THOR BOLLARD



OUTDOOR PARKING



OUTDOOR PARKING

SUSTAINABLE ILLUMINATION FOR OPEN SPACES

SUSTAINABLE CAR PARKS - In outdoor parking locations, there's an additional sustainability focus. Not only do we need to save energy and ensure that illumination levels reflect the demand, we also need to protect our wildlife and ecology.

NightTune technology is a strong solution here – paired with lighting controls we can ensure that the colour temperature and output provides safe wayfinding for people whilst minimising light pollution for the night sky and to ensure that nocturnal ecological patterns aren't detrimentally affected.



AREAFLLOOD PRO



CARAT



PIAZZA



ISARO PRO

PARKING AREAS



PARKING AREAS

EFFICIENTLY LIGHTING JOURNEYS

LIGHTING THE WAY - Great lighting supports a smooth and simple car parking experience. It's essential that light works as a supporting feature for an incredibly wide range of people with differing visual needs. From highlighting potential hazards at the security gates to ensuring structural pillars are well illuminated, to improving light levels along pedestrian routes.

SIMPLE INSTALLATION - As well as designing our products to cope with the wider environment whilst delivering exceptional lighting coverage, we also ensure that installation is as straightforward as possible so that car parking downtime is kept to a minimum.



AQUAFORCE PRO



ESCORT



FORCELED



KATONA




PAYPOINTS & ACCESS SPACES

SAFE ILLUMINATION FOR BUSY SPACES

LIGHTING PEOPLE - During the payment process, we can experience a heightened level of vulnerability. We may be juggling several tasks at once and feeling unsafe at the same time adds to a negative psychological state which can add to the individual's decision to avoid repeating that experience.

Good lighting and intelligently thought through control systems help to balance the need to maximise energy savings when lighting demand is low whilst enabling an enhanced user experience of the space when lighting requirements increase.

Great lighting means taking into account the need for strong cylindrical illuminance. In spaces where safety is a key concern for return users of the space, you can implement solutions that prioritise cylindrical illumination that spreads light in a way that enhances facial recognition and nonverbal communication so you're able to better survey the space and people around you.



AQUAFORCE PRO



KATONA



LINN

SECURITY OFFICE

COMFORTABLE LIGHTING TO ENHANCE SECURITY

LIGHTING PERFORMANCE - Whether security monitoring occurs on site or remotely, it's important that we deliver lighting solutions that mitigate against visual discomfort through poor light levels and discomfort glare. The team of people responsible for site monitoring have an important role in ensuring the safety and security of these spaces. For these workers, a good lighting scheme helps improve comfort levels and should minimise any discomfort glare.



OMEGA PRO 2



EYEKON



COLLEGE



BETA 3





EMERGENCY

A SAFE WAY OUT

Our Voyager range of emergency luminaires are designed, manufactured and tested to meet the latest European standards regarding safety and electromagnetic compatibility. The purpose of emergency lighting is to allow people to make their way safely out of buildings in the event of an emergency, for example during a black out. Emergency safety lighting and illuminated exit signage ensures able bodied people can safely evacuate a building to a place of safety. In these situations, lighting can save lives and keep people calm. It goes without saying that emergency lighting must comply with all relevant rules and regulations. But the best emergency lighting goes further, incorporating flexible luminaires with ease of installation and maintenance, long life and energy efficiency. Thorn's 90+ years of experience and reputation for quality are your guarantee of an optimal emergency lighting solution.



VOYAGER SQUARE



VOYAGER SOLID



VOYAGER ONE





LIGHTING CONTROL SOLUTIONS

LIGHTING CONTROL FOR THE ENVIRONMENT

CONTROLS - OUTDOOR - Controlling the illumination levels in exterior areas across a car park can be a challenge. We need to ensure that we utilise lighting responsibly to manage energy consumption, human comfort and safety whilst minimising the disruption to nocturnal biodiversity. To address this complexity, we have a range of lighting control solutions that ensure we manage the lighting needs across a car park:

UrbaSens Detect – integrated PIR system providing autonomous pedestrian, bicycle and traffic sensitive illumination. Providing the balance between energy reduction and security. Ideal for refurbishment projects.


UrbaSens Sentinel – Autonomous motion detection and increased energy savings whilst supporting NightTune & Variable Light Distribution.

NightTune – a sustainable solution, adjusting both light colour and output to protect the nocturnal environment, wildlife and promoting human wellbeing without compromising safety.

Variable Light Distribution – taking NightTune technology to the next level by integrating different optics within the same luminaire to ensure pedestrians, cycle paths and roadways are visually identifiable and correctly lit.

CONTROLS - INDOOR - Even though there are significant energy savings to be had by upgrading from old lighting technology to more energy efficient LED solutions – there's an additional 60% decrease in energy consumption by implementing intelligent controls.

When those controls are wireless, then you can connect all light points via a mesh network, which means it's possible to use existing cabling infrastructure and still benefit from the energy savings that come from ensuring that light points dim down when pedestrian and automotive traffic levels are low.



WE CARE

SUSTAINABLE CAR PARKS

Lighting is a significant contributor to the sustainability of a car park. Not only do we need to ensure our parking areas are safe and provide enhanced visibility at all times, but it's also important to responsibly manage energy consumption.

It's also important that the correct sustainability calculations can be made, which is why we offer ISO accredited EPDs as standard on our products. Lighting controls is an additional method to manage the overall electrical load whilst ensuring people experience the necessary lighting levels whilst making their way to and from their vehicles and when entering and exiting underground or multi-storey car parks from the street.

**BUILD
BACK
BETTER
GREEN**



SUSTAINABLE DEVELOPMENT GOALS



GOOD HEALTH AND WELLBEING

Car parks often form a fundamental part of peoples positive experience of a village, town and city. Lighting plays a pivotal role in improving peoples visual acuity, thus enhancing their welfare and safety.



SUSTAINABLE CITIES AND COMMUNITIES

Creating more sustainable environments will be an increasingly regular goal of the projects you work on. Whether you're managing a new build car park or a refurbishment project, lighting will have a significant impact on the energy consumption of that space over time.



CLIMATE ACTION

Whether a car park is primarily located in an outdoor environment or it forms a multi level structure, it's effect on the climate can be significant. This is where lighting technologies such as NightTune and BasicDIM can help you lower overall output, energy consumption and light spill which can benefit local biodiversity and lower the overall electrical load.

[CLICK HERE TO READ MORE ABOUT OUR SUSTAINABILITY COMMITMENTS](#)

